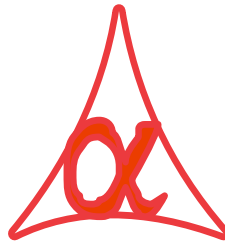




**POWER OF SIMPLICITY**

**Print Form 127 and Register – 1.0**



**Alpha Automation Pvt. Ltd.**

**Head Office**

104-The Grand Apurva, Nr. Hotel Fortune Palace,

Nr. Digjam Circle, Airport Road - JAMNAGAR –Gujarat (India)

Phone No. : +91-288-2713956/57/58, 9023726215/16/17/18, 9099908115, 9825036442

Email : mail@aaplautomation.com

**Branch Office**

**Rajkot** : 807-Dhanrajni Complex, Nr. Hotel Imperial Palace, Dr. Yagnik Road, RAJKOT (Gujarat).

**Gandhidham** : 92-GMA Building, 2nd Floor, Plot No. -297, Sector-12B. GANDHIDHAM (Gujarat)

© 2020 Alpha Automation Pvt.Ltd. All rights reserved.

Tally, Tally 9, Tally9, Tally.ERP, Tally.ERP 9, Shoper, Shoper 9, Shoper POS, Shoper HO, Shoper 9 POS, Shoper 9 HO, TallyDeveloper, Tally.Server 9, Tally Developer, Tally. Developer 9, Tally.NET, Tally Development Environment, TallyPrime, TallyPrimeDeveloper, TallyPrime Server, Tally Extender, Tally Integrator, Tally Integrated Network, Tally Service Partner, TallyAcademy & Power of Simplicity are either registered trademarks or trademarks of Tally Solutions Pvt. Ltd. in India and/or other countries. All other trademarks are properties of their respective owners.

Version: Alpha Automation Pvt. Ltd. / Print Form 127 and Register / 1.0 / June - 2026

## Print Form 127 and Register – 1.0

### Introduction

This add-on facilitates the user to print Form 127. Details will be fetched automatically from Sales Voucher and Masters. User can also generate Report of Total Form 127 is generated.

### Benefits

- User can print Signature of company on Form 127.
- User can easily get register with all the relevant details of issued form 127 required for further use.

### What's New?

- Compatible With Tally Prime.

#### **Important!**

Take back up of your company data before activating the Add-on.

Once you try/purchase an Add-on, follow the steps below to configure the Add-on and use it.

### Installation

1. Copy the TCP file in Tally Prime Folder.
2. Gateway of Tally → F1 (Help) → TDL & Add-on → F4 (Manage Local TDL) → Select Yes in Load TDL on Startup and give the file name of TCP File. After pressing the Enter Key will show TDL Status which should be as Loaded.

### System requirements:

No additional hardware / software infrastructure is required for executing and operation this applications module

Activate the Add-on.

For Tally Prime Release 1.0

Go to **Gateway of Tally** → **F1: Help** → **TDL & Add-On** → **F6: Add-On Features**. Alternatively, you may press **CTRL + ALT + T** from any menu to open TDL Management report and then press **F6: Add-On Features**

Set “Yes” to the option “Print 27 C?”

Add-On Features	
Print Form 127	? <b>Yes</b>

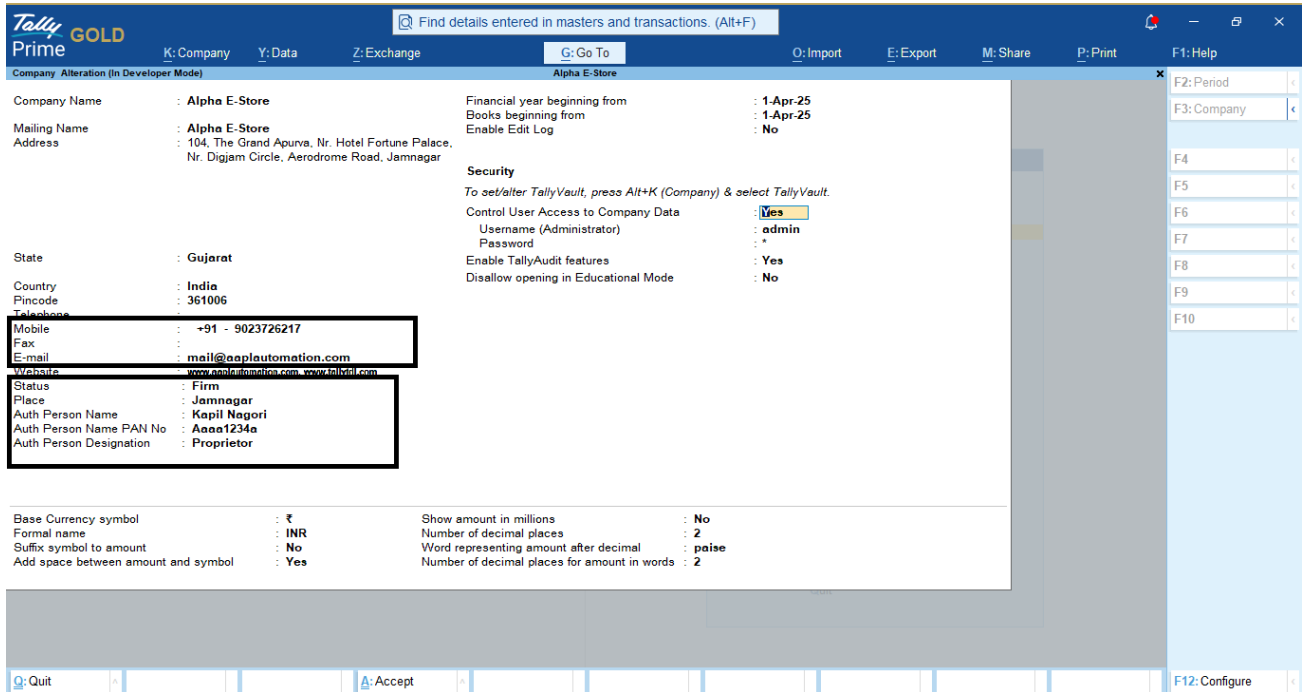
Accept ?

Yes or No

## Configuring the Add-on

### 1. Navigate to Gateway of Tally → Company (Alt + K) → Alter

Provide Details as per below image:-



**Tally GOLD Prime** Find details entered in masters and transactions. (Alt+F)

K: Company Y: Data Z: Exchange G: Go To O: Import E: Export M: Share P: Print F1: Help

Company Alteration (In Developer Mode) Alpha E-Store

Company Name : Alpha E-Store Financial year beginning from : 1-Apr-25  
 Mailing Name : Alpha E-Store Books beginning from : 1-Apr-25  
 Address : 104, The Grand Apurva, Nr. Hotel Fortune Palace, Enable Edit Log : No  
 Nr. Digjam Circle, Aerodrome Road, Jamnagar

State : Gujarat Security  
 To set/alter TallyVault, press Alt+K (Company) & select TallyVault.  
 Control User Access to Company Data : Yes  
 Username (Administrator) : admin  
 Password : \*  
 Enable TallyAudit features : Yes  
 Disallow opening in Educational Mode : No

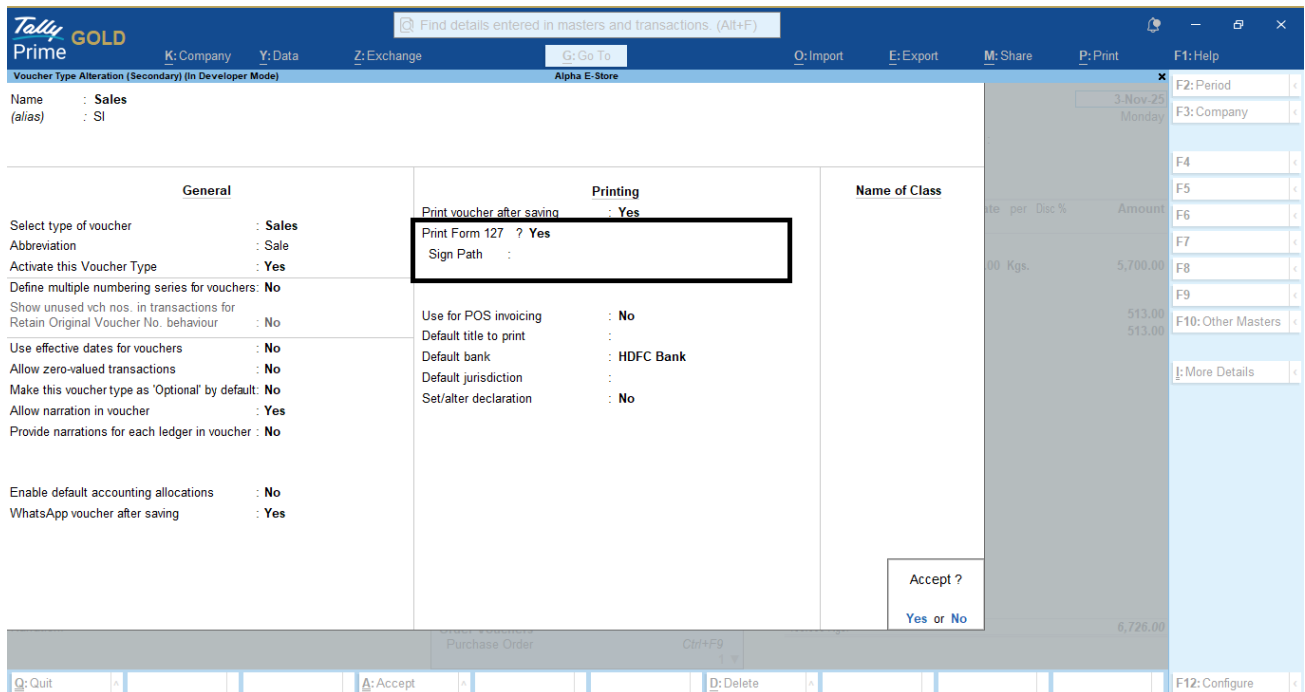
Country : India  
 Pincode : 361006  
 Telephone :  
 Mobile : +91 - 9023726217  
 Fax :  
 E-mail : mail@oaplautomation.com  
 Website : www.oaplautomation.com www.tally.com

Status : Firm  
 Place : Jamnagar  
 Auth Person Name : Kapil Nagori  
 Auth Person Name PAN No : Aaaa1234a  
 Auth Person Designation : Proprietor

Base Currency symbol : ₹ Show amount in millions : No  
 Formal name : INR Number of decimal places : 2  
 Suffix symbol to amount : No Word representing amount after decimal : paise  
 Add space between amount and symbol : Yes Number of decimal places for amount in words : 2

Q: Quit A: Accept F12: Configure

### 2. Navigate to Gateway of Tally → Alter → Voucher Type → Select your Sales Voucher Type



**Tally GOLD Prime** Find details entered in masters and transactions. (Alt+F)

K: Company Y: Data Z: Exchange G: Go To O: Import E: Export M: Share P: Print F1: Help

Voucher Type Alteration (Secondary) (In Developer Mode) Alpha E-Store

Name : Sales  
 (alias) : SI

3-Nov-25 Monday

Rate per Disc %	Amount
00 Kgs.	5,700.00
	513.00
	513.00
	6,726.00

**General**

Select type of voucher : Sales  
 Abbreviation : Sale  
 Activate this Voucher Type : Yes  
 Define multiple numbering series for vouchers: No  
 Show unused vch nos. in transactions for Retain Original Voucher No. behaviour : No  
 Use effective dates for vouchers : No  
 Allow zero-valued transactions : No  
 Make this voucher type as 'Optional' by default: No  
 Allow narration in voucher : Yes  
 Provide narrations for each ledger in voucher : No

Enable default accounting allocations : No  
 WhatsApp voucher after saving : Yes

**Printing**

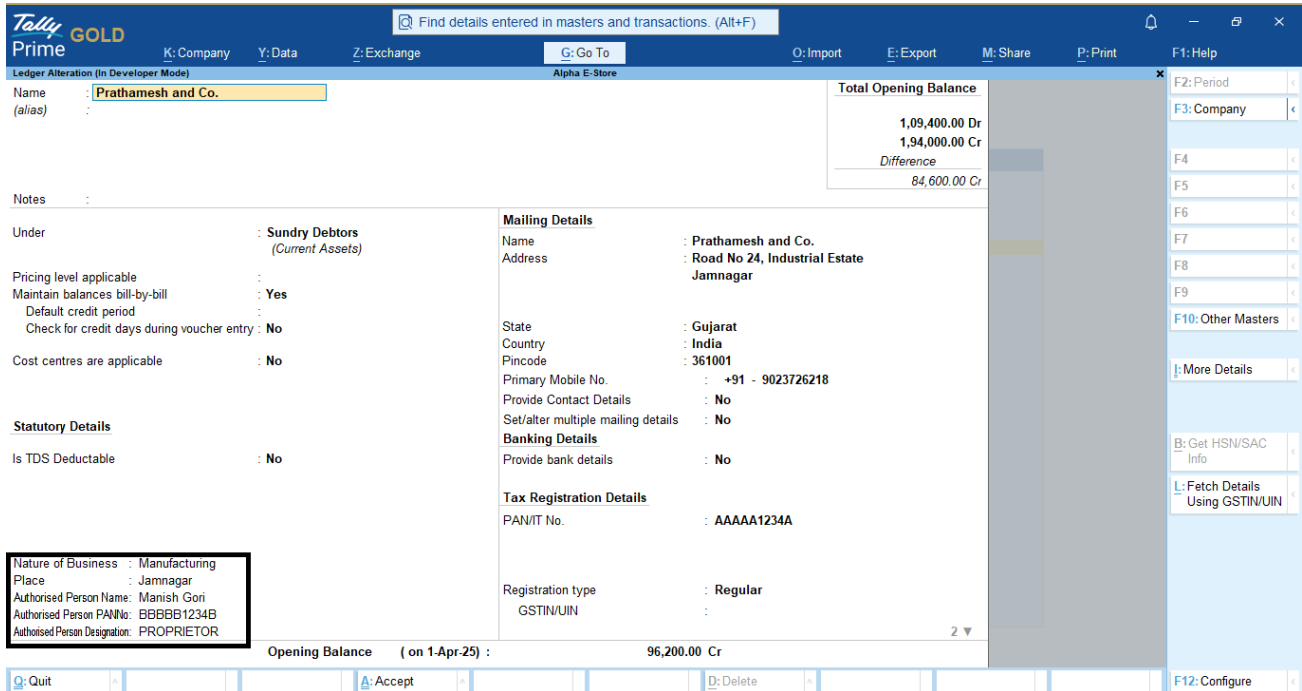
Print voucher after saving : Yes  
 Print Form 127 ? Yes  
 Sign Path :  
 Use for POS invoicing : No  
 Default title to print :  
 Default bank : HDFC Bank  
 Default jurisdiction :  
 Set/alter declaration : No

**Name of Class**

Accept ?  
 Yes or No

Q: Quit A: Accept D: Delete F12: Configure

**3. Navigate to Gateway of Tally → Alter → Ledger → Select ledger**  
**Provide Details as per below image:-**



**Tally GOLD Prime** | Ledger Alteration (In Developer Mode) | Alpha E-Store

Name: **Prathamesh and Co.** (alias)

Notes:

Under: **Sundry Debtors (Current Assets)**

Pricing level applicable: **:**

Maintain balances bill-by-bill: **Yes**

Default credit period: **:**

Check for credit days during voucher entry: **No**

Cost centres are applicable: **No**

Statutory Details

Is TDS Deductible: **No**

**Total Opening Balance**

1,09,400.00 Dr
1,94,000.00 Cr
<b>Difference</b>
84,600.00 Cr

**Mailing Details**

Name: **Prathamesh and Co.**

Address: **Road No 24, Industrial Estate Jamnagar**

State: **Gujarat**

Country: **India**

Pincode: **361001**

Primary Mobile No.: **+91 - 9023726218**

Provide Contact Details: **No**

Set/alter multiple mailing details: **No**

**Banking Details**

Provide bank details: **No**

**Tax Registration Details**

PAN/IT No.: **AAAAA1234A**

Registration type: **Regular**

GSTIN/UN: **:**

Nature of Business: **Manufacturing**

Place: **Jamnagar**

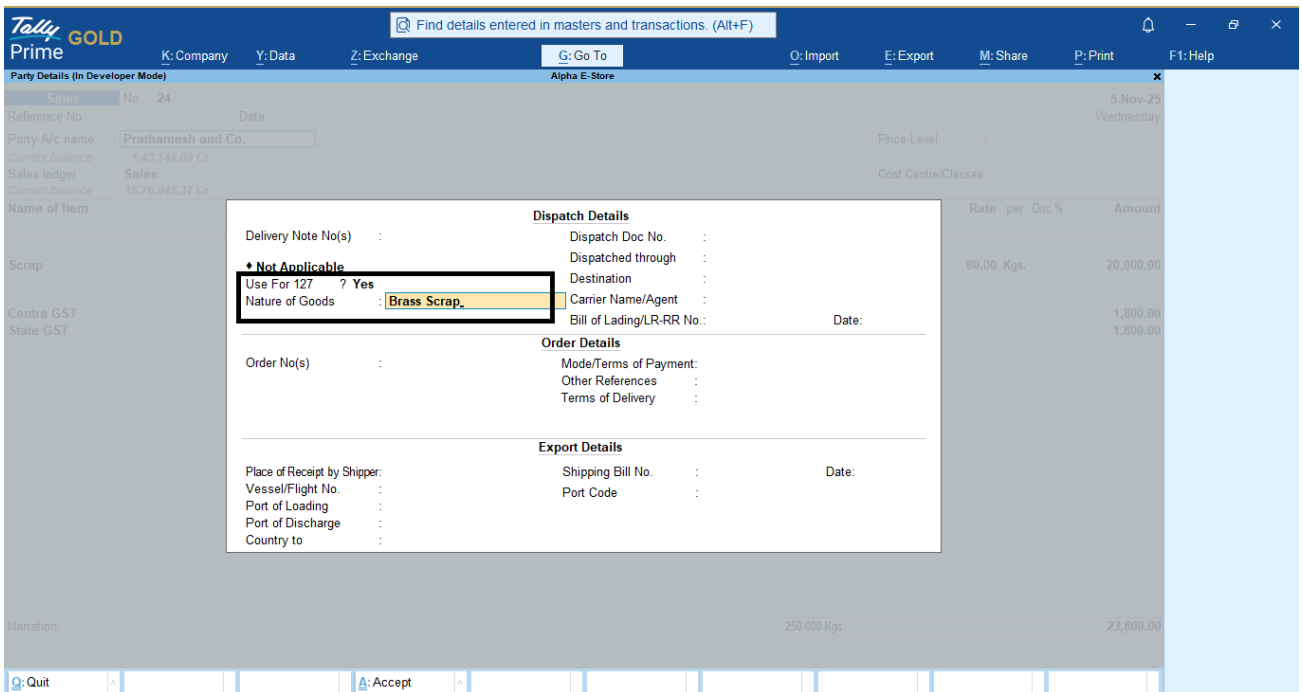
Authorised Person Name: **Manish Gori**

Authorised Person PAN No: **BBBBB1234B**

Authorised Person Designation: **PROPRIETOR**

Opening Balance (on 1-Apr-25): **96,200.00 Cr**

**4. During sales voucher entry provide “Nature of Goods”**



**Tally GOLD Prime** | Party Details (In Developer Mode) | Alpha E-Store

Sales No. 24 | 5-Nov-25 Wednesday

Reference No. | Date

Party A/c name: **Prathamesh and Co.** | Price Level

Current balance: **1,43,148.00 Cr**

Sales ledger: **Sales** | Cost Centre/Classes

Current balance: **15,70,045.37 Cr**

Name of Item

Scrap

Rate per Disc % | Amount

80.00 Kgs. | 20,000.00

1,800.00 | 1,800.00

**Dispatch Details**

Delivery Note No(s): **:**

Dispatch Doc No.: **:**

Dispatched through: **:**

Destination: **:**

Carrier Name/Agent: **:**

Bill of Lading/LR-RR No.: **:** Date: **:**

**Order Details**

Order No(s): **:**

Mode/Terms of Payment: **:**

Other References: **:**

Terms of Delivery: **:**

**Export Details**

Place of Receipt by Shipper: **:** Shipping Bill No.: **:** Date: **:**

Vessel/Flight No.: **:**

Port of Loading: **:** Port Code: **:**

Port of Discharge: **:**

Country to: **:**

Narration: **250.000 Kgs.** | **23,600.00**

Nature of Goods: **Brass Scrap.**

**Print Form 127 :- Press Ctrl + P then Press Esc to print Form 127 after Print Invoice**

**Form No. 127**

*[See rule 212]*

**Declaration under section 394(2) of the Income Tax Act 2025 to be made by a buyer for obtaining goods without collection of tax**

Part A: Particulars of the Buyer		
1.	Name	Prathamesh and Co.
2.	Address	Jamnagar
3.	Permanent Account Number	AAAAA1234A
4.	Residential Status	INDIAN
5.	Email Id	manish@aaaplautomation.com
6.	Contact Number	+91-9023726218
7.	Nature of Business / Occupation	Manufacturing
8.	Nature of goods [referred to in sub-section 1 of Section 394] [Table Sl. No. 1 to 5]	
9.	Purpose of utilization of goods (select one) Manufacturing, processing, production of articles or things Generation of power	<input checked="" type="checkbox"/> [Y] <input type="checkbox"/> [ ]
10.	Estimated amount of payment for which declaration is being made for no collection of tax	6,726.00 (Inv No - 22)

**Declaration**

[Y] I Manish Gori having Permanent Account Number BBBBBB1234B in my capacity as PROPRIETOR of Prathamesh and Co. do hereby declare that to the best of my knowledge and belief what is stated above is correct, complete and is truly stated.

[Y] I declare that the goods referred to in Column No. 8 shall not be used for trading purposes.

[Y] I also declare that I am resident in India within the meaning of section 6.

For, Prathamesh and Co.

Place : Jamnagar  
Date : 3-Nov-25

Signature of the declarant:  
Name : Manish Gori

Part B: Particulars of the seller		
<i>(For use by the person to whom the declaration is furnished)</i>		
1.	Name	Alpha E-Store
2.	Address	104, The Grand Apurva, Nr. Hotel Fortune Palace,, Nr. Digjam Circle, Aerodrome Road, Jamnagar
3.	Permanent Account Number	ABCPA1234A
4.	Tax Deduction and Collection Account Number	TANA1234A
5.	Status	Individual
6.	Email Id	mail@aaaplautomation.com
7.	Contact Number	+91-9023726217
8.	Date on which declaration is furnished	3-Nov-25
9.	Date of debit or receipt of the amount payable by the buyer	3-Nov-25
10.	Estimated amount of payment for which declaration is being made for no collection of tax	6,726.00 (Inv No - 22)

Forwarded to the Chief Commissioner or Commissioner of Income-tax \_\_\_\_\_

**Declaration**

[Y] I Kapil Nagori having Permanent Account Number AAAA1234A in my capacity as Proprietor of Alpha E-Store do hereby declare that to the best of my knowledge and belief what is stated above is correct, complete and is truly stated.

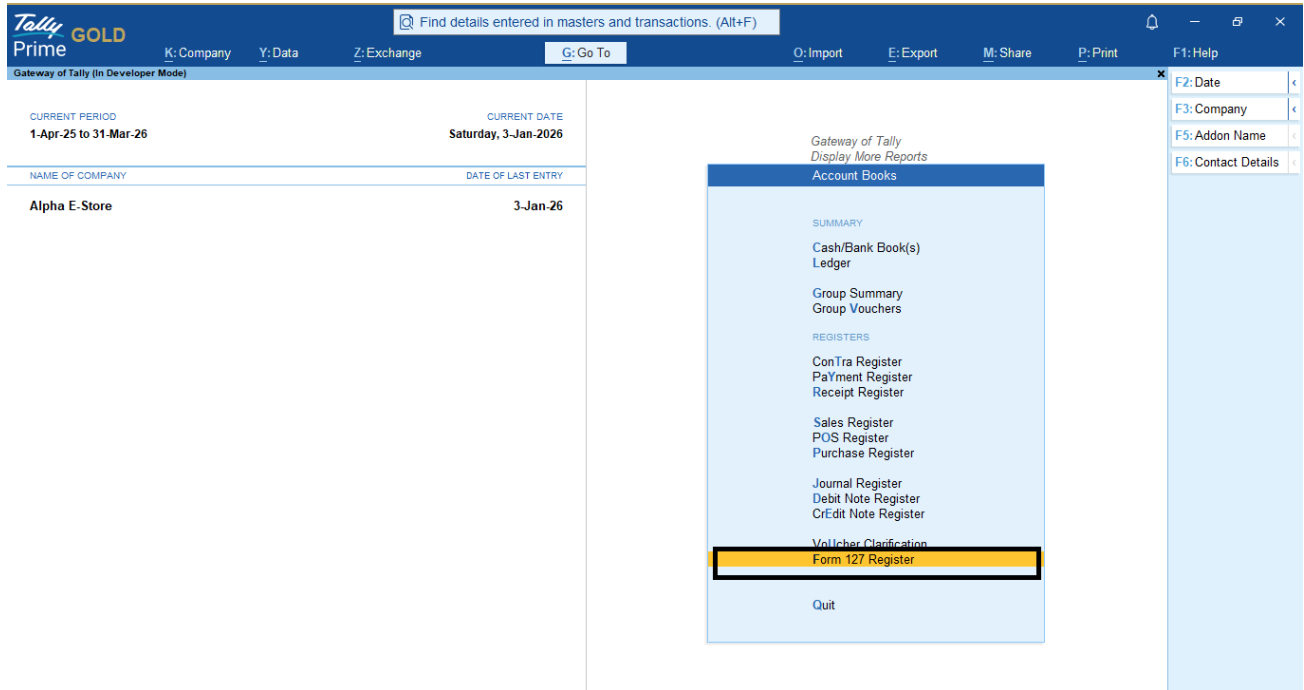
For, Alpha E-Store



Place : Jamnagar  
Date : 3-Nov-25

Signature of the person responsible for collecting tax  
Name : Kapil Nagori  
Designation : Proprietor

### 5. Navigate to Gateway of Tally → Display More Reports → Accounts Book → Form 127 Register

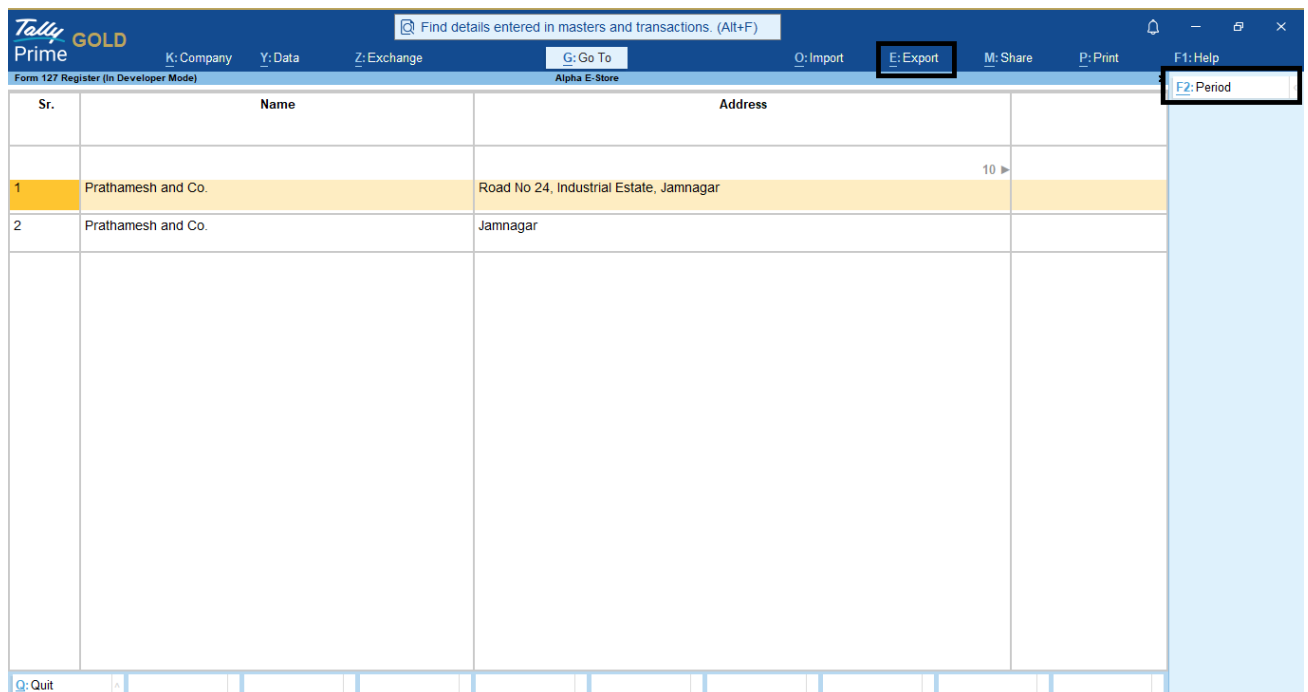


The screenshot shows the Tally Prime Gateway of Tally interface. The top menu bar includes options like 'Company', 'Data', 'Exchange', 'Go To', 'Import', 'Export', 'Share', 'Print', and 'Help'. The main area displays 'Account Books' with a list of registers. The 'Form 127 Register' option is highlighted with a yellow box. The left sidebar shows the current period as '1-Apr-25 to 31-Mar-26' and the current date as 'Saturday, 3-Jan-2026'. The company name is 'Alpha E-Store' and the date of last entry is '3-Jan-26'.

**Register :-**

**Press Alt + F2 – to change Period**

**Press Ctrl + E to Export Register in Excel**



The screenshot shows the 'Form 127 Register' window. The top menu bar includes 'Export' and 'Period' options. The main area displays a table with columns for 'Sr.', 'Name', and 'Address'. The first two rows are highlighted in yellow.

Sr.	Name	Address
1	Prathamesh and Co.	Road No 24, Industrial Estate, Jamnagar
2	Prathamesh and Co.	Jamnagar

## FAQ

### **Which version/release of TallyPrime does the add-on support?**

This add-on will work only from TallyPrime Release 1.0 onwards.

### **How will I get support for this add-on?**

For any functional support requirements please do write to us on [mail@aaplautomation.com](mailto:mail@aaplautomation.com) or call us at +91-288-2713956/57/58, +91-9023726215/16/17/18, 9099908115, 9825036442.

### **If I need some enhancements / changes to be incorporated for the add-on, whom should I contact?**

Please to write to us on [mail@aaplautomation.com](mailto:mail@aaplautomation.com) with your additional requirements and we will revert to you in 24 hours.

### **Will new features added be available to us?**

We offer one year availability of all support and new features free of cost. After one year, nominal subscription cost will be applicable to you to continue to get free support and updates.

### **What will happen after one year?**

There is no fixed annual charge to be payable mandatory. However if any changes are required in our Add-On to make compatible with New Release of TallyPrime then the modification Charges will be applied.

### **I am using a multi-site. Can I use the same Add-on for all the sites?**

No, one Add-on will work only for 1 site. You need to purchase again if you want to use the same Add-on for more sites.

### **TDL Management screen shows errors with the Add-on. What do I do?**

Check whether the error is because of the Add-on or because of clashes between 2 TDLs (An add-on is also a TDL). In case of clashes, disable one or more TDLs and check which TDL has the error. If the Add-on has a problem, you can report it to us.

**My Tally went into educational mode after installing the add-on. What do I do?**

Go into **Gateway of Tally** → **Press F1 (Help)** → **TDL & Add-on** → **Press F4** and remove the Add-on from the list and Restart Tally.